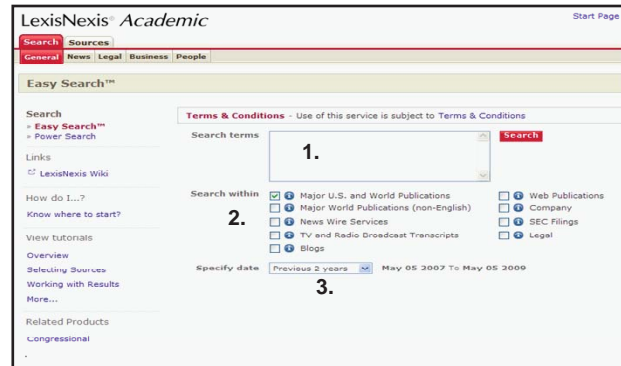


LexisNexis Academic provides access to more than 6,000 full-text news, business, and legal publications, using a variety of flexible search options.

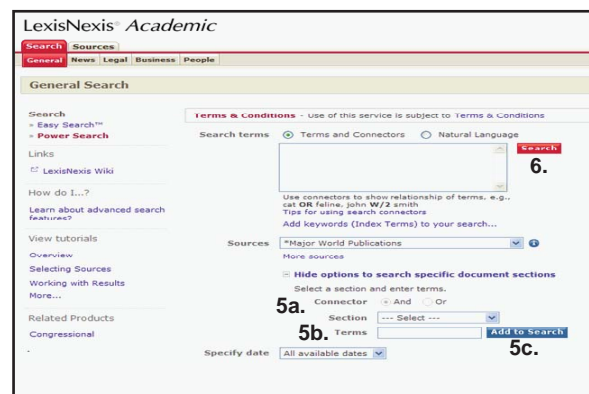
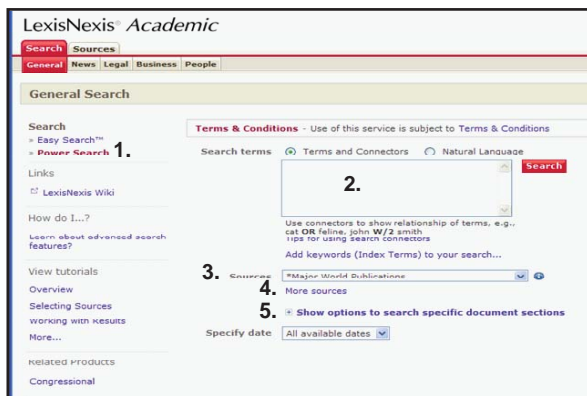
Easy Search

1. Enter word or phrase in "Search terms" box.
2. Choose to "Search within" relevant source categories.
3. Choose "Specify date" for desired date range.
4. Click "Search" to view results.



Power Search

1. Select "Power Search."
2. Enter other words or phrases in "Search terms" box.
3. Select source in which to search from "Sources" box.
4. Select "More sources" for more detailed list of sources.
5. To search within document, choose "Show options to search specific sections."
 - a. Select "Connector" and "Section."
 - b. Enter the word or phrase in "Terms" box.
 - c. Then click "Add to Search."
6. Click "Search" to view results.

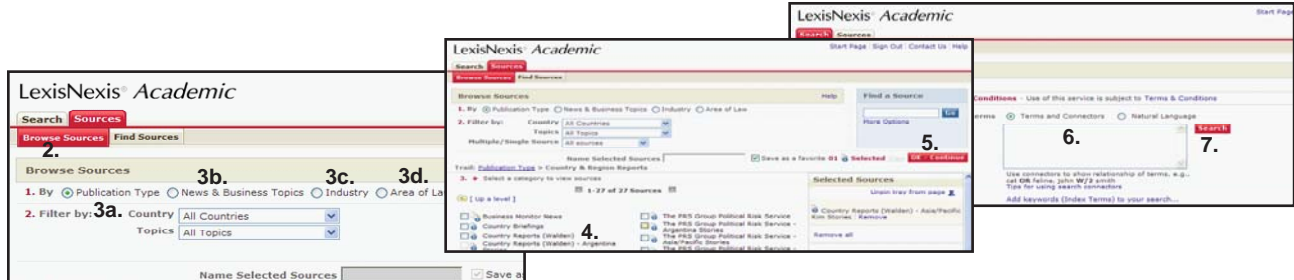


Search Tips

1. Root words plus (truncation): ! Finds root word plus all terms made by adding letters to the end of it. e.g. "recycl!" finds "recycle," "recycling" and "recyclable."
2. One space for character (wildcard): * Holds one space for character at any point in word. e.g. "bernst*n" finds the "ei" and the "ie" spelling of the name.
3. Connectors: OR, AND, W/#, and AND NOT define relationships between search terms. e.g. "fast food W/10 container OR package" finds documents where either "container" or "package" is within 10 words of "fast food."

Find Sources - By Browsing

1. Select "Sources" tab.
2. Select "Browse Sources" tab.
3. Search by one of four options:
 - a. "Publication Type" with "Country" and "Topics."
 - b. "News & Business Topics" with "Country," "Publication Type," and "Multiple/Single Source."
 - c. "Industry" with "Country," "Publication Type," and "Multiple/Single Source."
 - d. "Area of Law" with "Country" and "Publication Type."
4. Select folder and one or more sources.
5. Click on "OK - Continue."
6. Enter word or phrase in "Search terms" box.
7. Click "Search" to view results.



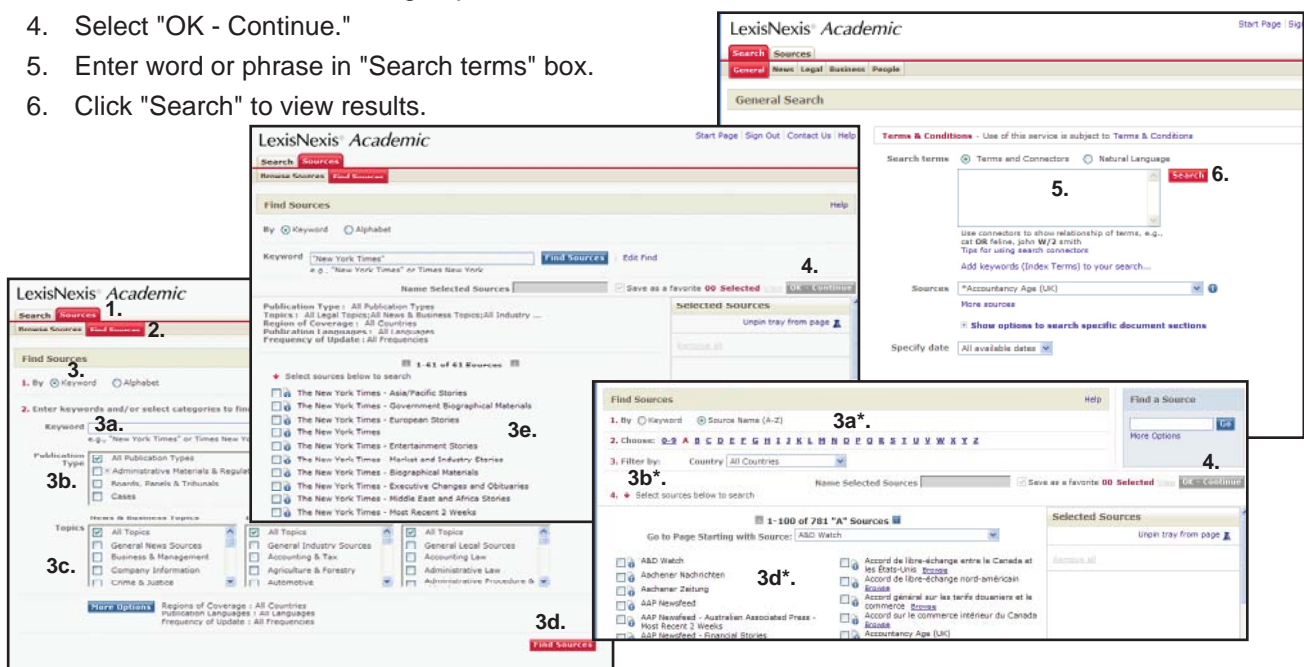
Find Sources - Keyword or Title

Keyword

1. Select "Sources" tab.
2. Select "Find Sources" tab.
3. Select "By Keyword."
 - a. Enter name of source or words contained in name of source in "Keyword" search box.
 - b. You can limit search to one or more "Publication Types" and "Topics."
 - c. Select "More Options" to limit search by "Regions of Coverage," "Publication Languages," and "Frequency of Update."
 - d. Select "Find Sources." (upper or lower right)
 - e. Select individual title or group of titles.
4. Select "OK - Continue."
5. Enter word or phrase in "Search terms" box.
6. Click "Search" to view results.

Title

1. Select "Sources" tab.
2. Select "Find Sources" tab.
3. Select "Source Name (A-Z)."
 - a*. Select letter to locate sources that start with that letter.
 - b*. You can limit search by country.
 - c*. Scroll down until you find the desired source.
 - d*. Select one or more sources.
4. Select "OK - Continue."
5. Enter word or phrase in "Search terms" box.
6. Click "Search" to view results.



News Search

1. Select "News" tab.
2. Enter word or phrase in "Search terms" box.
3. Select "Show" by "Add index terms" to limit search by "Industry," "Subject or Section," and "Region."
4. Select group of "Sources" or individual title.
5. Select date range at "Specify date."
6. Click "Search" to view results.

LexisNexis Academic

Start Page Sign Out Contact Us Help

Search Sources

General News Legal Business People

News 1.

How do I...?

Find a specific news story?

Find out if a publication is included in LexisNexis Academic?

Narrow my search to retrieve only relevant articles?

View additional News search form topics?

View tutorials

Terms & Conditions - Use of this service is subject to Terms & Conditions

Search terms

Terms and Connectors Natural Language

Anywhere in the document

Anywhere in the document

Anywhere in the document

More...

Add index terms

Show

Sources

U.S. Newspapers and Wires

U.S. Newspapers & Wires

Advertising Age

Advertising Age Greenview

The Advocate (Baton Rouge, Louisiana)

Specify date

Previous 3 months Feb 06 2009 To May 06 2009

Clear form

LexisNexis Academic

Start Page Sign Out Contact Us Help

Search Sources

General News Legal Business People

Law Reviews 1.

Law Reviews

Terms & Conditions - Use of this service is subject to Terms & Conditions

Federal & State Cases

Search terms

Terms and Connectors Natural Language

Use connectors to show relationship of terms, e.g. -cat OR Felice, John W/2 smch

Tip for using search connectors

Anywhere in the document

Anywhere in the document

Anywhere in the document

More...

Add index terms

Show

Sources

US Law Reviews and Journals, Combined

Show options to search specific document sections

Title of Article

Title of Journal

Author

Article citation

Citation help

Specify date

All available dates

Clear form

Use law reviews as a guide to finding important legal cases?

Find articles and case law related to a particular legal topic?

Legal Search

1. Select "Legal" tab.
2. Enter word or phrase in "Search terms" box.
3. Select group of "Sources" or individual title.
4. To limit search further, use "Title of Article," "Title of Journal," "Author," "Article citation" and/or "Specify date" options.
5. Click "Search" to view results.

Business Search

1. Select "Business" tab.
2. For "Snapshot" of company, type name of company in "Company Name" box.
3. Select "Company Dossier" to find summary of desired company.
 - a. Select "Dossier Company List" to create a list of companies based upon "Company Type," "Sales/Revenue," etc.
 - b. Select "Dossier Compare Companies" to compare companies by "Company Name" or "Ticker."
4. Select "Company Profiles" for company reports.
 - a. Click "Find company names..." to find company names "containing," "starting with," or "exactly matching" your "Find Terms."
5. Select "SEC filings" to search filings from Securities and Exchange Commission.
6. Select "Accounting" to search accounting publications.
7. Select "Country Profile" for "Business Opportunities," "Risk Reports," and/or "Economic & Political News" in selected countries.
8. Click "Search" to view results.

LexisNexis Academic

Start Page Sign Out Contact Us Help

Search Sources

General News Legal Business People

Company Dossier 1.

Company Dossier

Terms & Conditions - Use of this service is subject to Terms & Conditions

Dossier Create a Company List

Company Name

Ticker

Dossier Compare Companies

Company Profiles

SEC Filings

Accounting

Country Profiles

How do I...?

Find the parent for a company?

Download financial data to a spreadsheet?

Display, download, or print a report?

Country/Region

All Countries

United States

Africa

...

Clear form

View tutorials

LexisNexis Academic

Start Page Sign Out Contact Us Help

Search Sources

General News Legal Business People

Company Profiles

Company Dossier

Terms & Conditions - Use of this service is subject to Terms & Conditions

Dossier Create a Company List

Company Name

Find company names...

Ticker

Company Profiles

SEC Filings

Accounting

Country Profiles

How do I...?

Choose between Terms and Connectors or Natural Language

Search for investment?

Search by SIC code?

View additional Company Profiles search form topics?

Sources

U.S. Company Reports

U.S. Public Company Reports

U.S. Private Company Reports

International Company Reports

Specify date

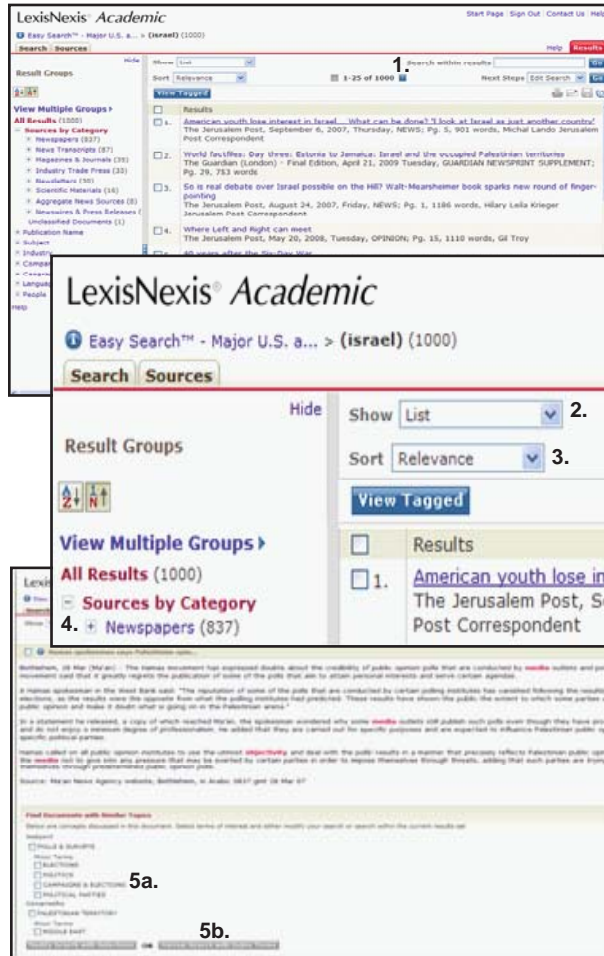
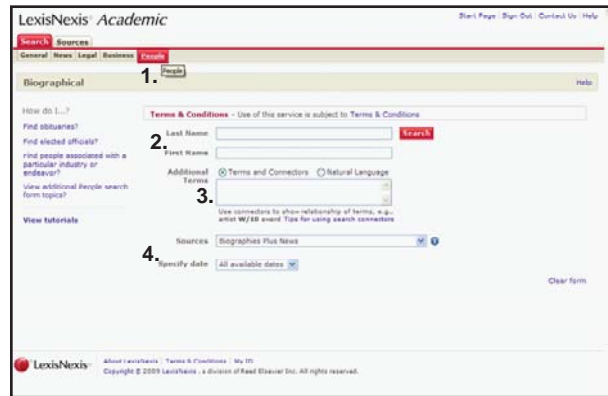
All available dates

Clear form

View tutorials

People Search

1. Select "People" tab.
2. Enter "First Name" and "Last Name."
3. Enter word or phrase in "Additional Terms" box for more specific results.
4. You may limit search by "Sources" and/or "Specify date" options.
5. Click "Search" to view results.



Working with Results

1. Add additional term in "Search within results" box to further refine search.
2. Results may be shown as "List," "Expanded List" (includes your search terms in context), "Full Document," "Full with Indexing," "Custom," or "KWIC" (Keyword in Context).
3. Documents may be sorted by "Publication date," "Relevance," or "Date."
4. Limit results to sources by clicking "+" next to desired source group and selecting the desired source.
5. To see full text of your document, click title.
 - a. Find documents containing similar topics by seeing topics near **end of each document**. Any of these topics may be combined.
 - b. Narrow search by checking one or more topics and selecting "Narrow Search with Index Terms."

More Search Tips

1. Dates: Use dd/mm/yyyy for dates and the following arithmetic operators: "=" or "is" - equal to or is, ">" or "aft" - greater than or after, and "<" or "bef" - less than or before
2. Plurals: Singular words retrieve singular, plural, and possessive forms. Exceptions: words ending in "us" or "is" e.g. "city" finds "city," "cities," "city's," and "cities"
3. Proper names: (first name OR first initial W/3 last name) finds various spellings of names. e.g. (Mary OR M W/3 Jones) finds all variant spellings of Mary Jones.