



The Accreditation Council for Business Schools and Programs is a leading specialized accreditation association for business education supporting, celebrating, and rewarding teaching excellence. The association embraces the virtues of teaching excellence and emphasizes to students that it is essential to learn how to learn. ACBSP acknowledges the importance of scholarly research and inquiry and believes that such activities facilitate improved teaching. Institutions are strongly encouraged to pursue a reasonable mutually beneficial balance between teaching and research. And further, ACBSP encourages faculty involvement within the contemporary business world to enhance the quality of classroom instruction and to contribute to student learning.

Cedarville University School of Business Administration was first accredited by the ACBSP in 2005 and reaffirmed in 2015. Our programs have a number of measures to evaluate continuous improvement. These include the following:

Performance measure

Institutional performance on the ETS Major Field Test in Business (an external, nationally normed measure of general business knowledge).

Benchmarks

- The mean raw score for SBA seniors will fall above the mean of all participating institutions.
- The SBA percentile will fall above the 80th percentile of all participating institutions.

Results

As shown in Figure 1 and Figure 2 below, Cedarville SBA students have consistently met or exceeded the above benchmarks for the ETS Major Field Test in Business, over the past five years.

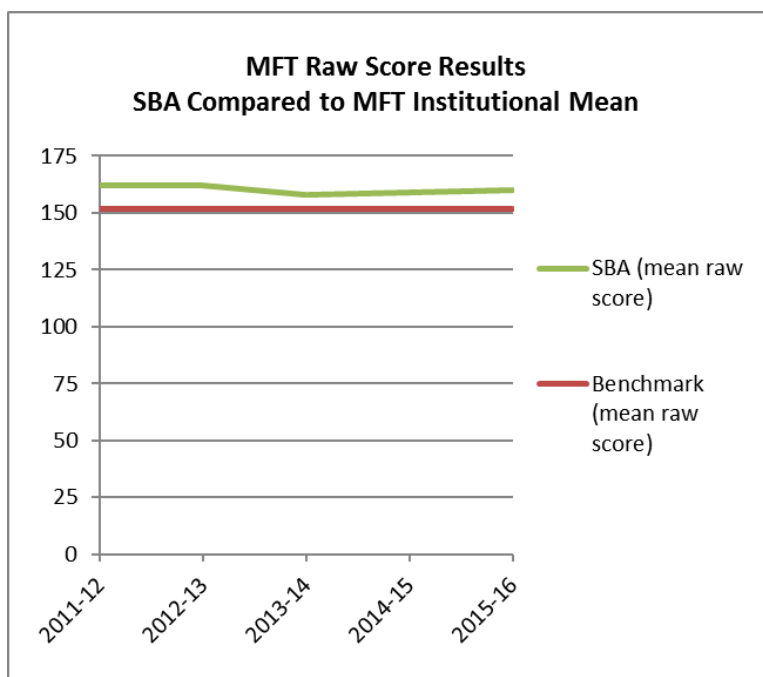


Figure 1 - MFT Raw Scores Results

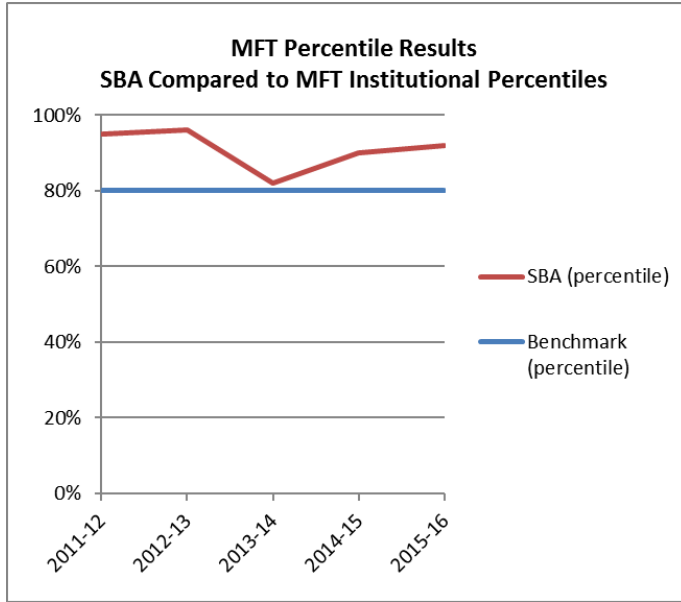


Figure 2 - MFT Percentile Results

Performance measure

Senior Exit Survey administered by Skyfactor

Benchmark

Senior SBA students will average a score of 4 (neutral) on a satisfaction scale of 1-7, strongly disagree to strongly agree, when questioned about overall program satisfaction and overall program effectiveness.

Results

As shown in Figure 3 below, Cedarville SBA students have consistently met or exceeded the above benchmark for the Senior Exit Survey, over the past five years.

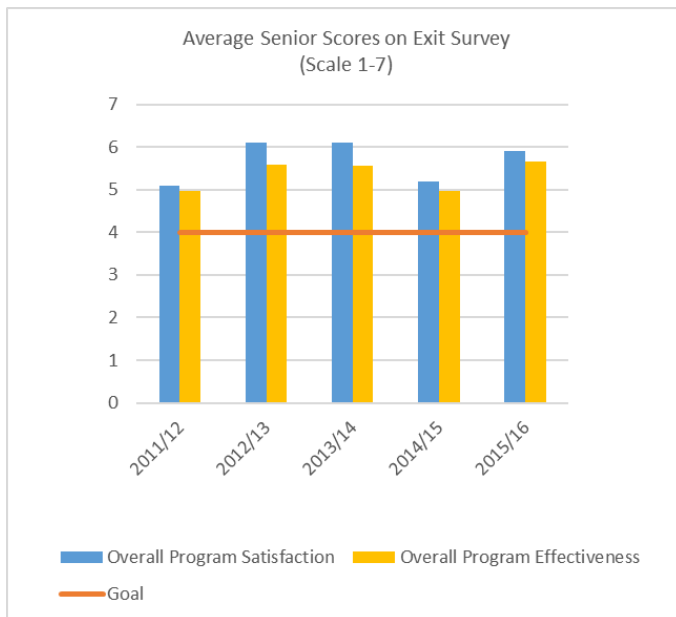


Figure 3 - Average Senior Scores on Exit Survey