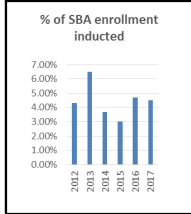
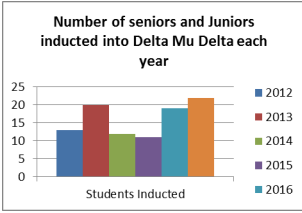
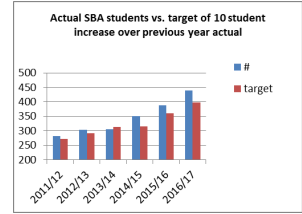
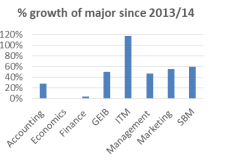
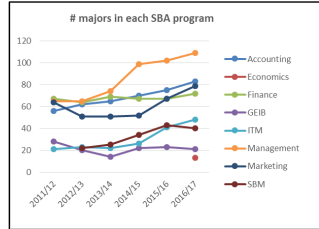


## Standard #6 - Organizational Performance Results, Table 6.1

Complete the following table. Provide three or four examples, reporting what you consider to be the most important data. It is not necessary to provide results for every process.

**Table 6.1 Standard 6 - Organizational Performance Results**

| Organizational Effectiveness Results   | Organizational effectiveness results examine attainment of organizational goals. Each business unit must have a systematic reporting mechanism for each business program that charts enrollment patterns, student retention, student academic success, and other characteristics reflecting students' performance. Key indicators may include: graduation rates, enrollment, improvement in safety, hiring equity, increased use of web-based technologies, use of facilities by community organizations, contributions to the community, or partnerships, retention rates by program, and what you report to governing boards and administrative units. |   |   |   |  |
|--|--|---|---|---|--|
| Performance Measure  | What is your measurement instrument or process?<br>(Indicate length of cycle)  | Current Results   | Analysis of Results   | Action Taken or Improvement made  | Insert Graphs or Tables of Resulting Trends (3-5 data points preferred)  |
| Measurable goal  | What is your goal?   | What are your current results?  | What did you learn from the results?  | What did you improve or what is your next step?   |  |
| The SBA will induct students into Delta Mu Delta annually to recognize academic success. | Delta Mu Delta annual reports  | <p>In the last 2 years, 19 and 22 students respectively have been inducted into Delta Mu Delta.</p>  | Each year, with the exception of 2013, about 4% of the SBA student body are inducted into Delta Mu Delta. As the number of students continues to grow and the % remains constant, this shows that our top students are maintaining their quality of work. | We are continuing this successful program, and have appointed a new faculty advisor to replace a retired professor.   | <p style="text-align: center;"><b>Number of seniors and Juniors inducted into Delta Mu Delta each year</b></p>              |
| The SBA will increase by 10 declared business students each year                         | Fall SBA census data involving the number of students in the SBA ,   | These results show that a trend of growth greater than 10 students per year began in 2014/15 and has continued through Fall 2016.   | Our business processes to promote the SBA have been effective at attracting students into our programs.   | We will continue to have faculty members meet prospective students according to major and participate in university events for prospective students.                  | <p style="text-align: center;"><b>Actual SBA students vs. target of 10 student increase over previous year actual</b></p>  |
| The SBA will monitor the enrollment in each of the majors that make up the school.       | Fall CU census data involving the number of students declaring each business major,  | <p style="text-align: center;"><b>% growth of major since 2013/14</b></p>                          | The results show growth in most majors in the last 3 years. In Finance the growth is a slight 4% and economics has only been a major for 1 year. All other majors showed growth from 28% to 118% for management.  | To increase enrollment in our Economics program, we are partnering with the Foundation for Economic Education to host summer Economic camps for high school students. | <p style="text-align: center;"><b># majors in each SBA program</b></p>    |